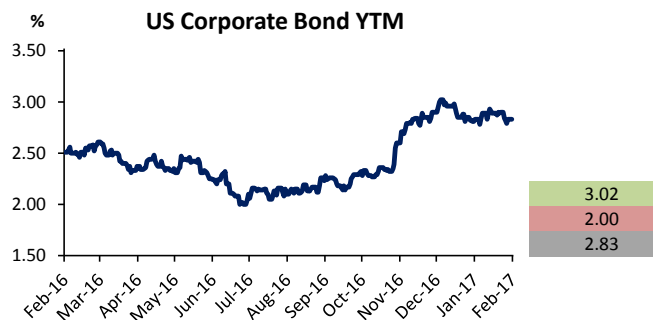
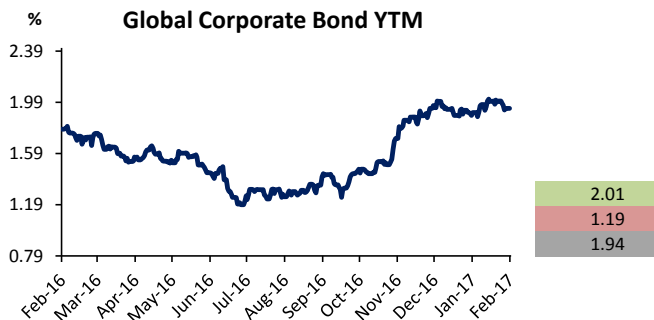
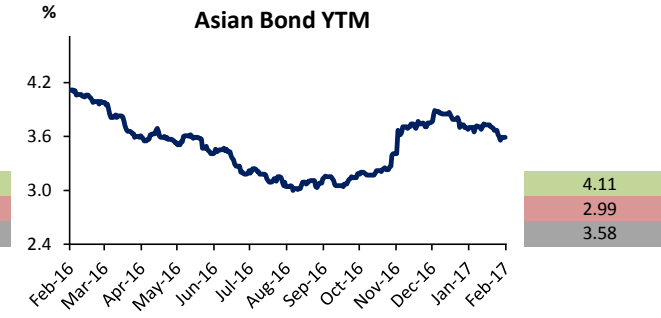
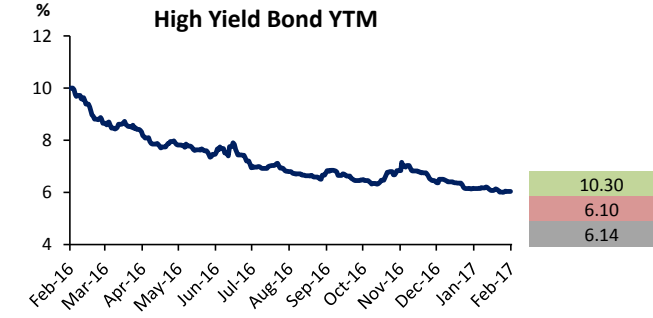
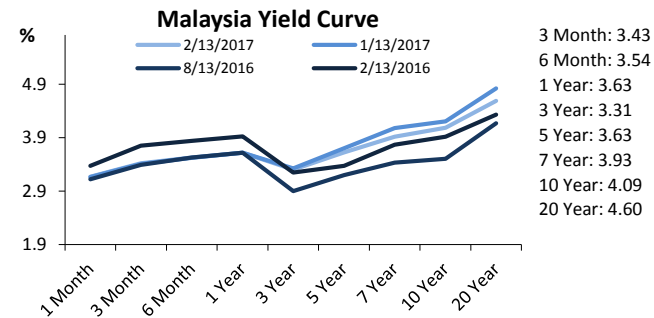
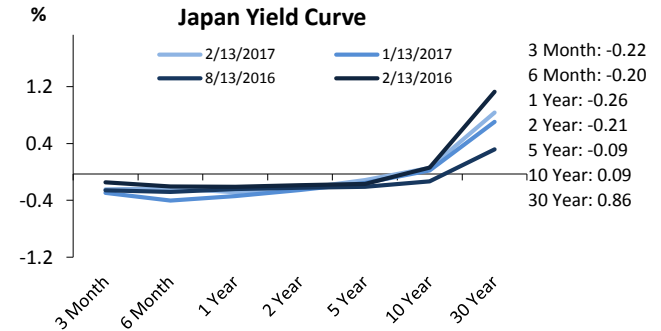
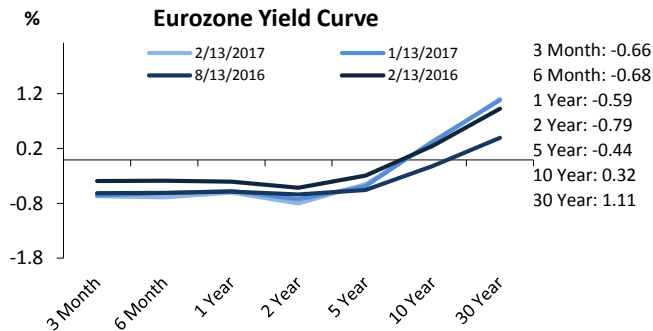
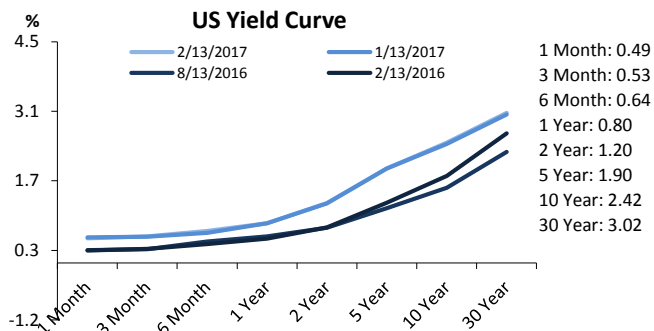


	1 WK	1 M	3 M	6 M	YTD	1 Y
DXY	1.0%	-0.2%	1.9%	5.4%	-1.3%	5.2%
USDMYR	0.5%	-0.3%	2.0%	10.5%	-0.8%	7.0%
EURMYR	-0.6%	-0.5%	-1.1%	5.2%	-0.1%	0.3%
GBPMYR	0.6%	1.9%	2.4%	6.4%	0.7%	-8.4%
MYRJPY	0.7%	-0.5%	5.0%	0.9%	-1.7%	-5.5%
AUDMYR	0.6%	2.0%	4.7%	10.2%	5.2%	15.0%
MYRCNY	-0.2%	0.1%	-0.5%	-6.3%	-0.1%	-2.1%
SGDMYR	-0.5%	-0.1%	2.5%	4.4%	0.6%	4.5%

Data as of 13 Feb 2017 12:23 PM Source: Bloomberg & iFAST Compilations.

Legend: 1-Year High 1-Year Low Close

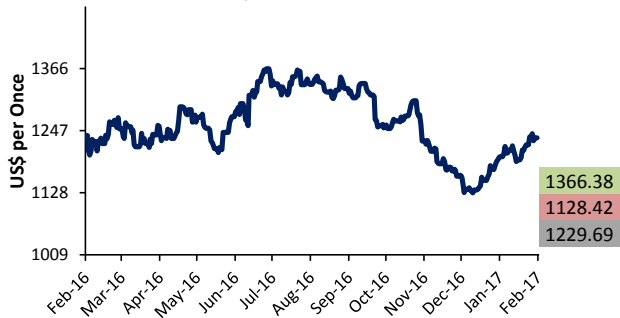


% Point (PP)	US		Eurozone		Japan		Malaysia	
	1W	1M	1W	1M	1W	1M	1W	1M
Change	0.02	-0.02	NA	NA	NA	NA	0.00	-0.01
1 Month	0.02	0.01	0.02	-0.01	0.07	0.05	0.00	-0.01
3 Month	0.03	0.04	0.01	-0.08	0.10	0.17	0.00	-0.01
6 Month	0.02	0.00	-0.01	-0.03	0.05	0.06	0.00	0.00
1 Year	0.05	0.01	-0.02	-0.08	0.01	0.02	NA	NA
2 Year	NA	NA	NA	NA	NA	NA	-0.05	0.02
3 Year	0.05	0.00	-0.04	0.03	-0.01	0.04	-0.02	0.08
5 Year	0.01	0.03	-0.05	-0.02	-0.02	0.04	-0.03	0.12
7 Year	NA	NA	NA	NA	NA	NA	0.03	0.16
10 Year	NA	NA	NA	NA	NA	NA	NA	0.24
20 Year	-0.03	0.03	-0.03	0.01	-0.04	0.13	NA	NA
30 Year								

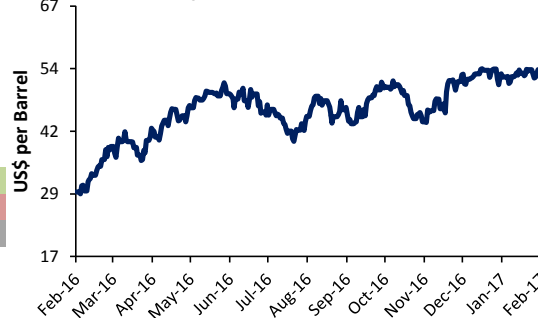
Source: Bloomberg & iFAST Compilations

Legend: 1-Year High 1-Year Low Close

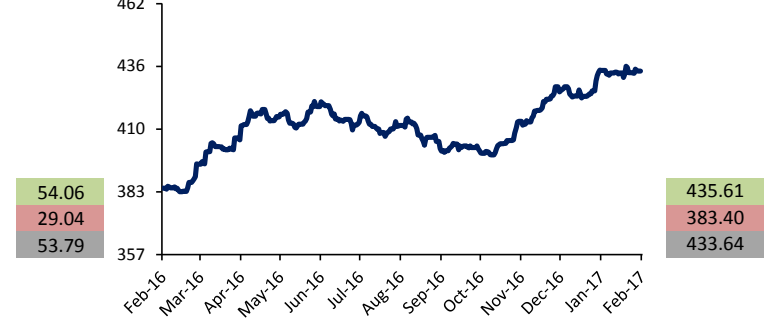
Spot Gold



Nymex Crude Future



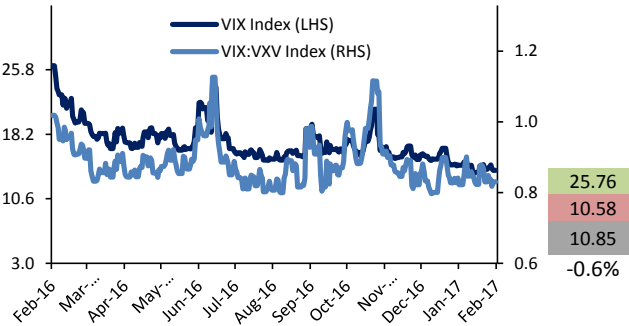
CRB Commodity Index



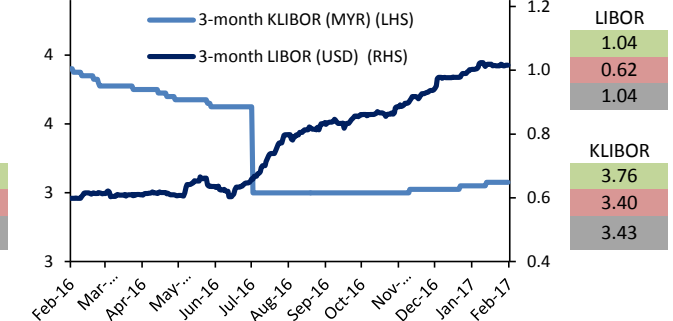
Baltic Dry Index



VIX Index

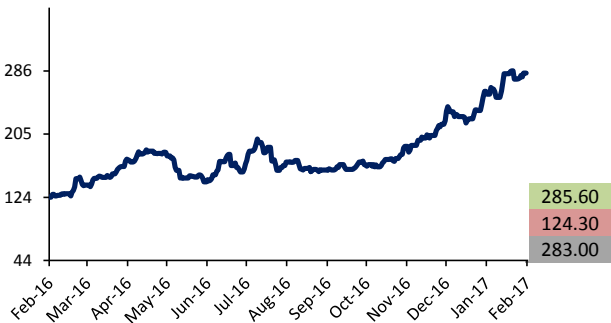


LIBOR/ KLIBOR



*VIX and VXV are the implied volatility of S&P 500 option with 30 and 90 days separately

SICOM Rubber RSS3 Future



Bursa Crude Palm Oil Future



Index Change (%)	1 W	1 M	3 M	6 M	YTD	1 Y
GOLDS	-0.5	2.7	0.0	-7.9	6.7	-0.7
OILS	1.5	2.7	0.2	20.9	0.1	82.7
CRB CMDY	0.2	-0.1	0.1	5.5	2.5	12.7
BDIY	-4.5	-22.9	-0.3	4.6	-27.0	141.2
VIX	-4.6	-3.4	-0.2	-6.1	-22.7	-57.3
RSS3 Future	2.7	10.5	0.5	67.2	26.1	127.7
Bursa Crude Future	0.6	0.0	0.1	25.2	2.0	28.8
3M LIBOR (PP Chg)	-0.2	1.3	0.1	26.6	3.8	67.6
3M KLIBOR (PP Chg)	0.0	0.3	0.0	0.9	0.6	-8.8

Source: Bloomberg & iFAST Compilations

Legend:

1-Year High 1-Year Low Close